

Standard use of the frozen specimen keeper

Preparation in advance


- Freeze silver gel packs at least 8 hours prior to use
- Freeze specimens in bags with request documents



Frozen silver gel packs (2)

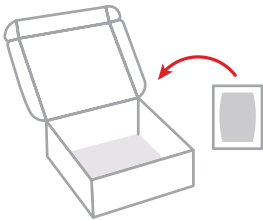


Specimen bag

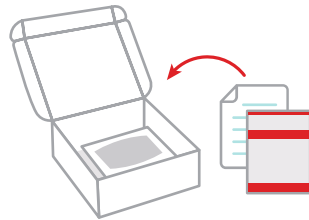


Frozen specimen container

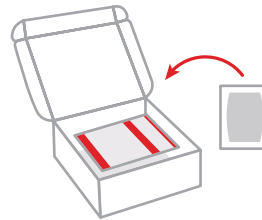
Assembly of container



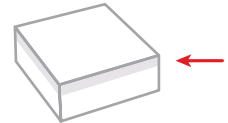
- 1**
Place one frozen silver gel pack in bottom of container.



- 2**
Fold each specimen bag with paperwork and place specimen bag(s) in the container, stacking in as space allows.



- 3**
Place the second frozen silver gel pack on top of specimens.

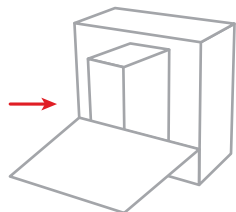


- 4**
Close the lid, engaging the Velcro latch.

Note: Ensure that the lid closes completely.

Note: Each patient specimen is to be labeled with two unique patient identifiers at the time of collection. The identifiers must correspond to information on the patient's test request form.

Submission



- 5**
- Place the container in your lockbox
 - Courier will transfer the frozen specimens to dry ice and leave the frozen keeper for reuse
 - Place reusable silver gel packs in freezer for next use

For questions, or to obtain a replacement keeper, contact your Labcorp representative.